

COURSE MANAGEMENT

Chris Zambri (Head Coach, USNDP) & Tiffany Joh (Assistant Coach, USNDP)



U.S. NATIONAL DEVELOPMENT PROGRAM



SECTION 1

**Avoiding bunkers on Par4s and
Par5s in the wedge yardage
range**

&



SECTION 2

**Information that MUST be
gathered during a practice round**

SECTION 1: DECISION MAKING ON PAR 4s & 5s IN REFERENCE TO FAIRWAY BUNKERS

- Hitting clubs with a lot of loft out of a fairway bunker is VERY difficult!
- On the PGA Tour, every yard closer to the green from the fairway produces a lower scoring average. However, from 85 yards in a **fairway bunker**, the scoring average is the same as it is from...
- 160 yards in a **fairway bunker**. This should tell you how difficult it is to play from a fairway bunker with a wedge in your hand!

SECTION 1: THINGS TO KNOW/LEARN/ASK

Avoid bunkers that are in the 40 yard to full wedge yardage range. Your scoring average when playing out of bunkers shoots up tremendously from 40 to full PW yardage compared to playing from grass in a similar yardage gap.

This information applies to tee shots on par 4s and second shots on par 5s that require a shot into an area where bunkers are in play. It can also apply to lay ups after driving the ball in trouble on a par 4.

Think more in terms of risk vs reward when choosing shots to play; what do I stand to gain versus what do I stand to lose by choosing a certain shot?

Consider decisions in reference to gaining or losing PORTIONS of shots, not just full shots.

Your shot pattern (aka dispersion) with your driver is fairly wide from left to right. If you hit a shot that is within that pattern, but not in the dead center of the pattern, you have not hit a bad shot that deserves to be penalized!

POP QUIZ: HOLE 3 TPC SAN ANTONIO

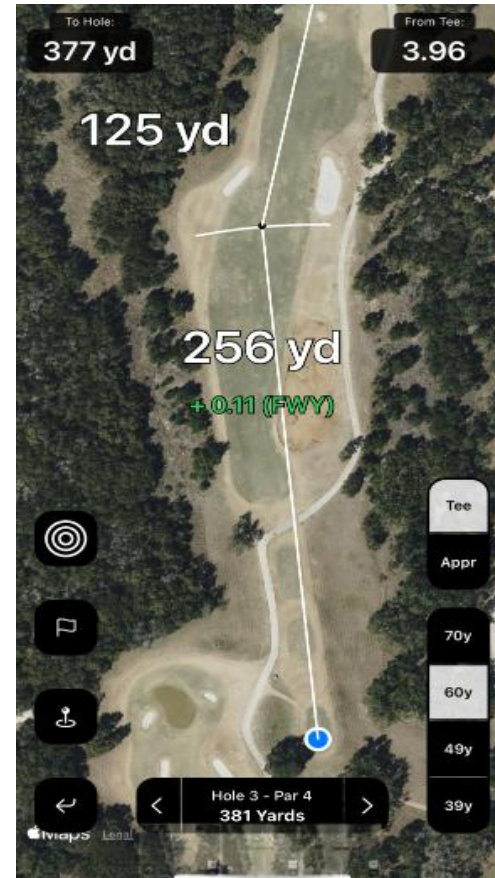
What play do we like here?

A or B?

Type it in the chat!



A



B



Hole 3 TPC San Antonio: Is it worth risking more than a 1/3 of a shot (.37) to gain 1/12th of a shot (.08)?



A



B



Hole 4 El Caballero: Is it worth risking a $\frac{1}{3}$ of a shot (.35) to gain $\frac{1}{50}$ th (.02)of a shot? Don't do this! Laying short of the bunker gains .20 of a shot. A drive in the bunker loses .15. That's a .35 difference. Running a ball up to even with the bunkers gains .22. That's only a gain of .02 of a shot while risking losing $\frac{1}{3}$ of a shot.



Hole 5 El Caballero: Is it worth risking more than a 1/3 of a shot (.36), to pick up 1/14th of a shot (.07)?



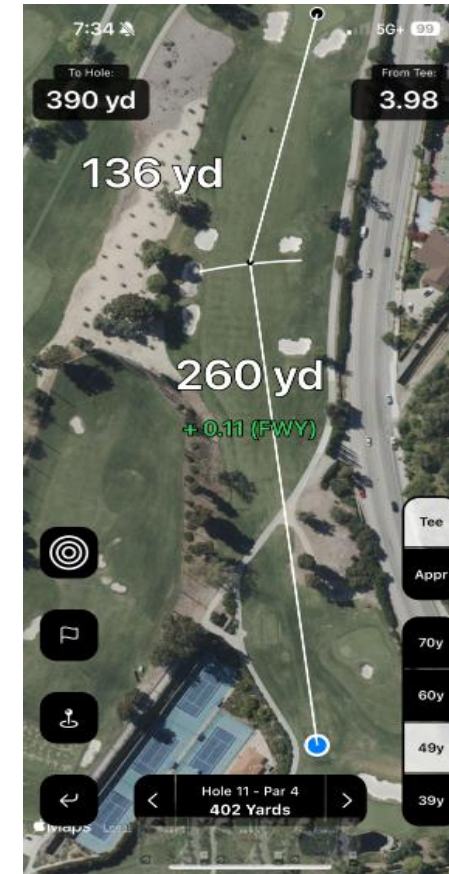
POP QUIZ: HOLE 11 EL CABALLERO

Do you like play A or B?

Write it in the chat!



A



B



Hole 11 El Caballero: Is it worth risking a 1/3 of a shot (.34) to pick up .04 of a shot?



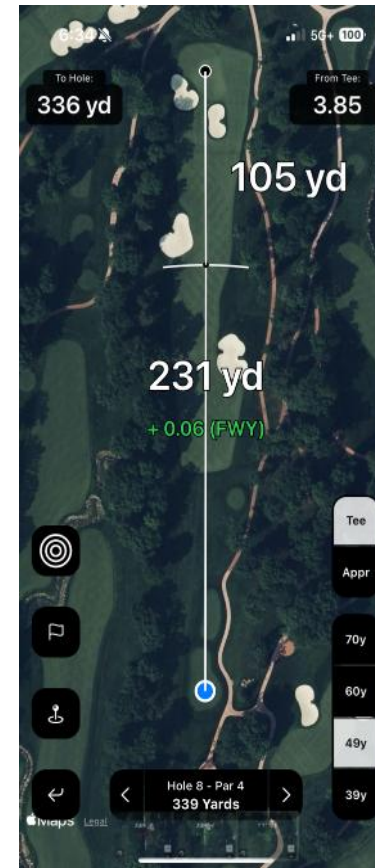
A



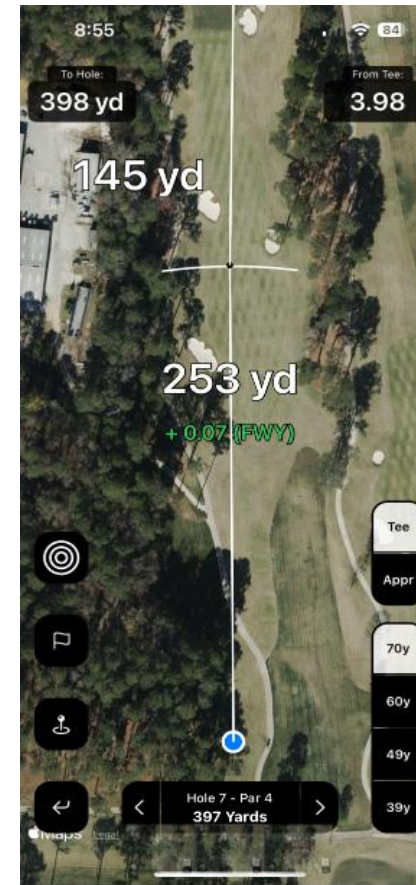
B



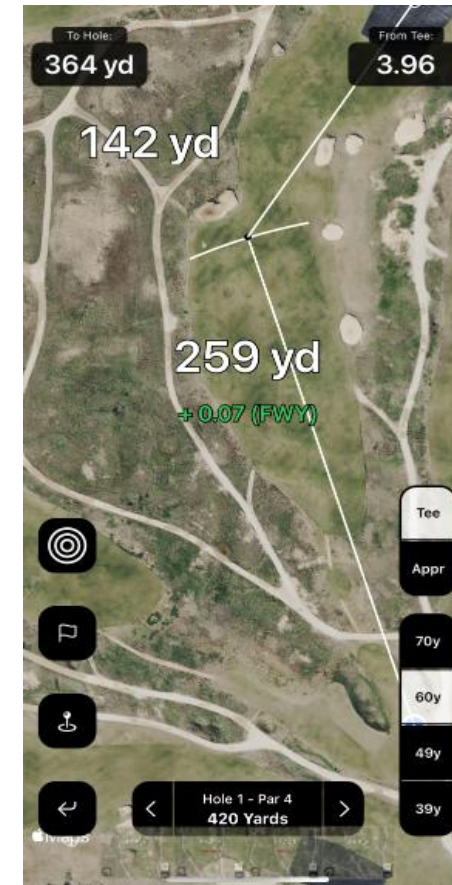
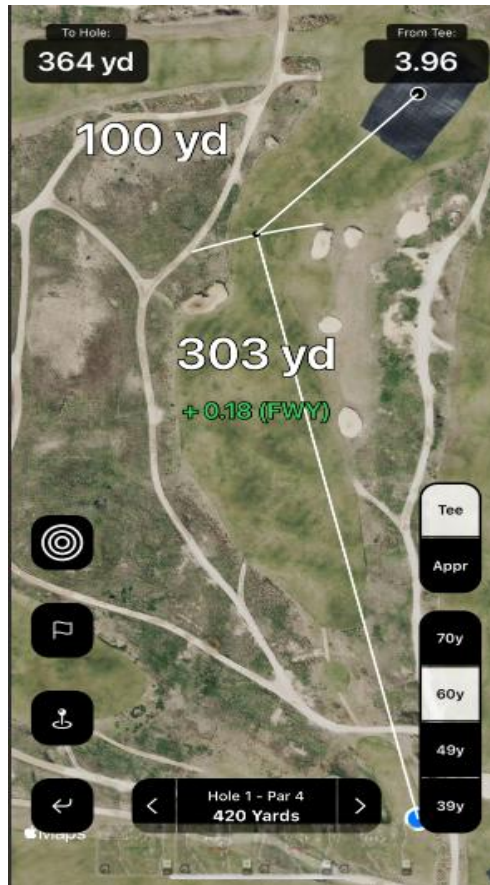
Hole 8 Sentry World: Is it worth risking almost ½ a shot (.44) to pick up 1/33 (.03) of a shot?



Hole 7 Atlanta Athletic Club: Is it worth risking $\frac{1}{3}$ of a shot (.32) to pick up $\frac{1}{20}$ th of a shot (.05).



Hole 1 Trinity Forest: Do you risk 1/3 of a shot (.33) to pick up 1/10 of a shot (.11)?



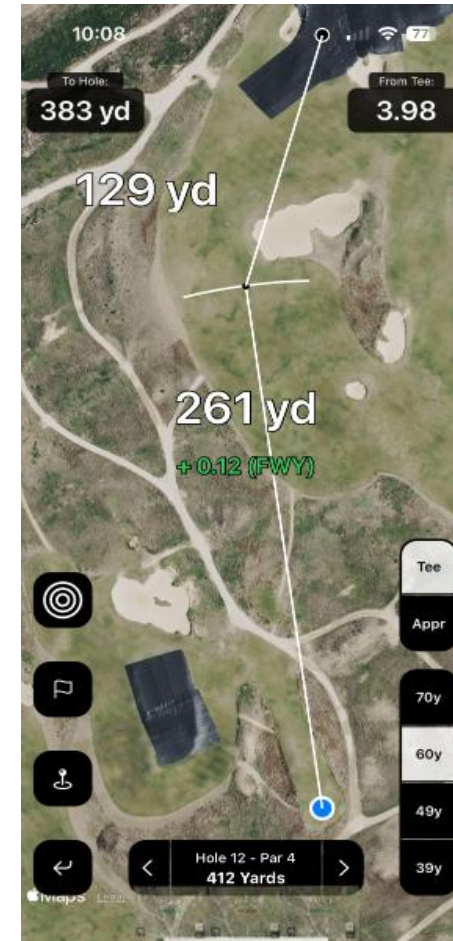
POP QUIZ: HOLE 12 TRINITY FOREST

Do you like play A or B?

Write it in the chat!



A



B



Hole 12 Trinity Forest: Do you risk 1/3 of a shot (.36) to pick up 1/33rd of a shot (.03)?



A



B



SECTION 1: KEY TAKEAWAYS

- You will likely encounter similar situations like those illustrated in this presentation on every course you play for the rest of your golfing life. Identify them and make the best play!
- Nobody in the history of golf has hit their ball on their target every time. Since we know this fact to be true, we **MUST** plan for this reality!
- You only deserve to be in a really bad spot if you miss your line and distance by a wide margin. If you barely miss your line and distance, you should be in a good to decent place. Golf is hard enough without requiring perfection to end up in a good to decent place.



SECTION 2:


WHAT DO YOU NEED FROM A PRACTICE ROUND?

**PLAN FOR WHAT LINE
AND DISTANCE YOU ARE
HITTING OFF THE TEE ON
PAR 4S AND 5S**

**NOTE SLOPE
INFO/COMPASS INFO
OFF TEES & INTO
GREENS**

**LEARN UP AND DOWN
DIFFICULTY TO
POTENTIAL HOLE
LOCATIONS**

What yardage and on what line off the tee on the Pars 4s and Par 5s do I want my ball to end up? Think in terms of yardage, not necessarily club, to account for changes in weather or fairway firmness!



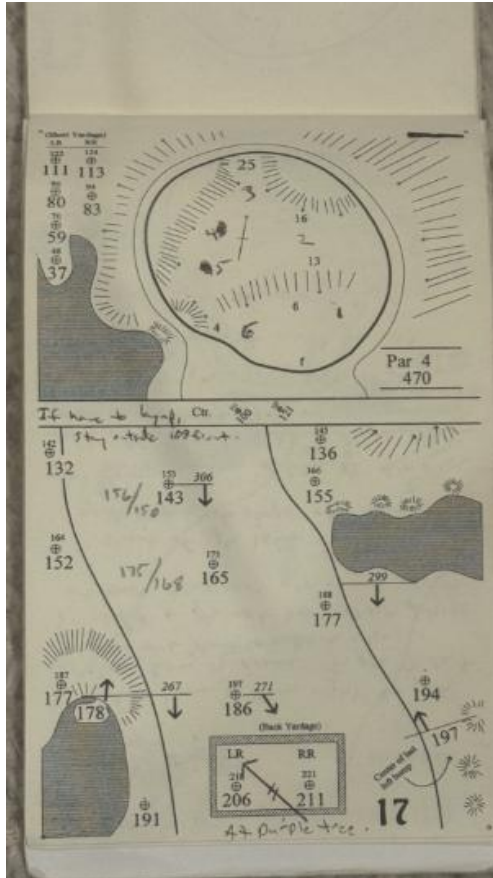


SLOPES AND COMPASS INFO OFF TEES/INTO GREENS

Think about holes at your home course that play uphill or downhill.

Do you have a good idea how many yards to add or subtract because of the slopes?





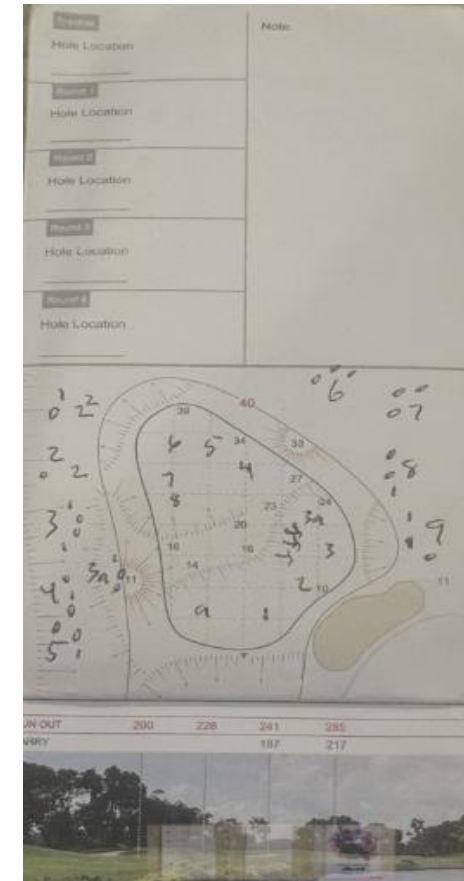
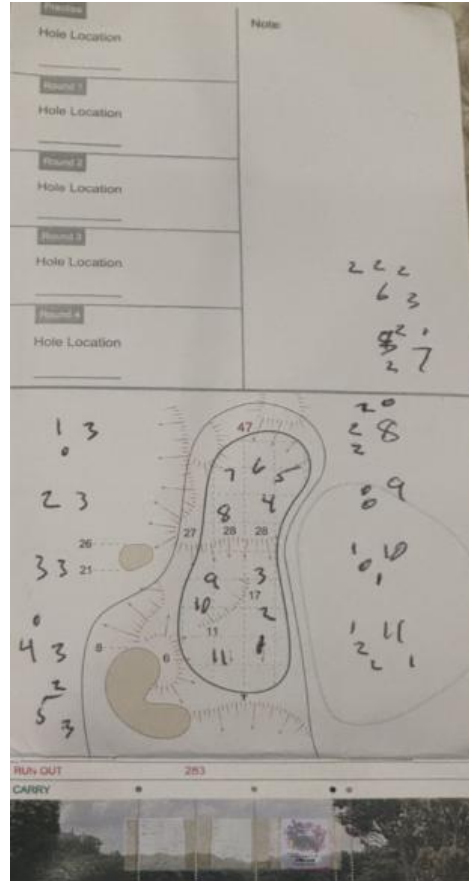
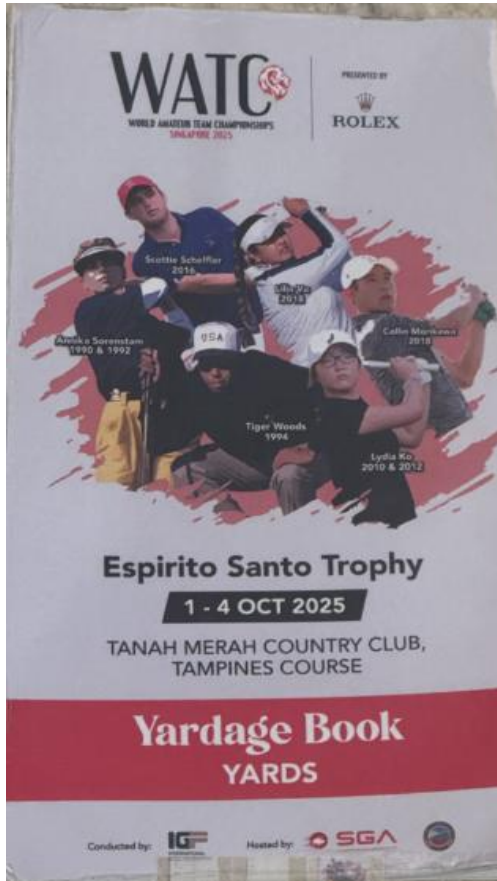
UP AND DOWN DIFFICULTY TO POTENTIAL HOLE LOCATIONS



Think about playing a shot into the first hole at your club with the hole being cut front left.

How hard or easy would it be to get the ball up and down pin high left of the green to that hole? Long left of the green to that hole? Short right of the green to that hole?

On every green identify where they might place holes and then evaluate how easy or difficult it would be to get the ball up and down to those hole locations. 0 = easy, 1 = medium, 2 = difficult, 3 = penalty area.



SOME ODDS & ENDS...

The golf course pictures with the accompanying Strokes Gained driving information came from the Shot Pattern app.

There are many factors that go into making proper driving decisions on par 4s and par 5s. It's not only about avoiding bunkers in the wedge range. The best way to learn about making proper driving decisions on par 4s and par 5s is through the DECADE system/app. That app also has a driving measurement tool similar to the Shot Pattern app called The Driving Target.

Most of your opponents will not do the things mentioned in the presentation. By doing them, you will have an advantage!

Tour players pay people a lot of money to provide them with this kind of information about the courses they play. It is CLEARLY important to them to have it. You can have this information also! It takes effort and discipline.



THANK YOU!



U.S. NATIONAL DEVELOPMENT PROGRAM